

|      |      |      |       |      |
|------|------|------|-------|------|
| C4.2 | C4.4 | C6.4 | C6.6  | C7   |
| C9   | C-9  | 330C | 3126B | 320D |



## COMMON RAIL HEUI FUEL PUMP

**289-7496** HEUI Pump Technical File

**SKU: G1C10002897496**



# PUMP

## 289-7496 HEUI Pump Technical File

### Content

|   |    |
|---|----|
| 1.289-7496 HEUI Pump Introduction.....  | 2  |
| 1.1. 289-7496 HEUI Pump Basic Information .....                                   | 2  |
| 1.2. 289-7496 HEUI Pump Common Part Number.....                                   | 2  |
| 1.3. 289-7496 HEUI Pump Parameter .....   | 2  |
| 1.4. 289-7496 HEUI Pump Customized Service.....                                   | 2  |
| 1.5. 289-7496 HEUI Pump Packing List.....   | 3  |
| 1.6. 289-7496 HEUI Pump Quality Control.....                                      | 4  |
| 1.7. 289-7496 HEUI Pump Testing Standards And Certificates .....                  | 4  |
| 1.8. 289-7496 HEUI Pump Warranty Instructions .....                               | 5  |
| 1.9. 289-7496 HEUI Pump Manufacturer.....   | 6  |
| 2.289-7496 HEUI Pump Technical Support .....                                      | 6  |
| 2.1. 289-7496 HEUI pump Utilized Position .....                                   | 6  |
| 2.2 289-7496 HEUI Pump Installation Precautions .....                             | 7  |
| 2.3. Reasons For 289-7496 HEUI Pump Not Working Normally.....                     | 7  |
| 2.4. Causes of 289-7496 HEUI Pump Being Damaged.....                              | 8  |
| 2.5.289-7496 HEUI Pump Storage Standard .....                                     | 8  |
| 2.6. 289-7496 HEUI Pump Technical Support Obtaining Methods .....                 | 9  |
| 3.289-7496 HEUI Pump Purchase And Delivery.....                                   | 9  |
| 3.1. 289-7496 HEUI Pump Purchase Payment Terms.....                               | 9  |
| 3.2. 289-7496 HEUI Pump Main Sales Markets.....                                   | 10 |
| 3.3. 289-7496 HEUI Pump Declaration Requirements .....                            | 10 |
| 3.4. 289-7496 HEUI Pump Shipping Ways.....  | 10 |
| 3.5. 289-7496 HEUI Pump Lead time .....   | 10 |
| 3.6. 289-7496 HEUI Pump Logistics Time for Destination Out of China's Areas ..... | 10 |
| 3.7. 289-7496 HEUI Pump Packing.....  | 11 |
| 4. Company Information.....   | 11 |
| 4.1. Company Introduction.....  | 12 |
| 4.2. Sales-men's Contact Information.....   | 12 |
| 5. Copyright Statement.....   | 12 |

## 289-7496 HEUI Pump Technical File

### 1.289-7496 HEUI Pump Introduction

#### 1.1. 289-7496 HEUI Pump Basic Information

| Title | Common Rail 289-7496 HEUI Pump C6.6 Series | Quality        |
|-------|--|----------------|
| SKU   | G1C10002897496                             | China made New |

#### 1.2. 289-7496 HEUI Pump Common Part Number

##### (1) 289-7496 HEUI Pump Exchange Information

| HEUI Pump Part Number | Universal Number |
|-----------------------|------------------|
| 289-7496              | 10R-2995         |

##### (2) 289-7496 HEUI Pump Application Information

| Vehicle Brand | Car Model | Engine Model | Production Date | Power (KW) | Horse Power | Emission Standards | Cylinder | Power Source (V) |
|---------------|-----------|--------------|-----------------|------------|-------------|--------------------|----------|------------------|
| /             | /         | /            | /               | /          | /           | /                  | /        | /                |

##### (3) 289-7496 HEUI Pump Part Number Common Writing

289-7496, 2897496, 289 7496

#### 1.3. 289-7496 HEUI Pump Parameter

Application System: Common Rail System

HEUI Pump Series: C6.6 Series

HEUI Pump Type: HEUI System

HEUI Pump Size: 33cm\* 33 cm \*28 cm =30492 cm<sup>3</sup>

HEUI Pump Net Weight: 8.5kg

HEUI Pump Gross Weight: 9kg

HEUI Pump quality: China Made New



HEUI Pump Package Size: 36 cm\*36cm \*30cm =38880cm<sup>3</sup>

HEUI Pump Quality: High Pressure HEUI Pump

HEUI Pump MOQ: 1 piece

#### 1.4. 289-7496 HEUI Pump Customized Service

(1) HEUI Pump Customized Service: Meet the customized needs of OEM manufacturers for HEUI pump's lettering, package and label customized etc.

|   |  |
|---|--|
|  |  |
| Pump Housing Engrave Number   | HEUI Pump Packing  |

##### (2) HEUI Pump Customized Service Requirements:

The purchase of customized HEUI pump packages are not less than **10 pieces**.






The purchase of customized HEUI pump boxes is not less than **1000 pieces**.

Customized products involve the need of specify logo, the OEM manufacturer needs to provide trademark authorization and the sample of logo image file.

⚠ Once the customized HEUI pump is sold, it cannot be returned or exchanged if there are no quality problems.

### 1.5. 289-7496 HEUI Pump Packing List

#### (1) Pump accessories list

| No.         | 1  | 2   | 3   |
|-------------|--|---|---|
| Image       |   |   |  |
| Name        | HEUI Pump  | Anti-Rust Bag   | Internal Packing  |
| Description | Part Number: 289-7496  | Prevent oil pump from rusting   | Prevent the HEUI pump from being damaged by external forces                         |
| No.         | 4  | 5   | 6   |
| Image       |  |  | /   |
| Name        | HEUI Pump Packing  | Oil Pump Protective Cover   | /   |
| Description | Place the HEUI pump and accessories  | Protect the HEUI pump hole from contamination and blockage                          | /   |

⚠ Minors are prohibited from handling the HEUI pump assembly, O-ring, oil inlet protective cover, HEUI pump shell protective cover, oil return protective cover, VCI anti-rust bag, and bubble bag to prevent potential injury.

⚠ O-rings and repair kits are one-time installation accessories and need to be replaced when installed again

⚠ Oil inlet protective cover, HEUI pump shell protective cover, and oil return protective cover are recyclable accessories.

⚠ VCI anti-rust bags and bubble bags are non-degradable materials, please dispose of them properly after using.

⚠ The HEUI pump and the installation part duct must be treated with appropriate sealing oil during installation.



## (2) HEUI Pump Packing Box Specifications



| NO. | Name                  | HEUI Pump Packing Box Size (cm) |
|-----|-----------------------|---------------------------------|
| 1   | HEUI Pump Packing Box | 36*36*30                        |

### 1.6. 289-7496 HEUI Pump Quality Control

#### (1) HEUI Pump Test

All HEUI pump spare parts are tested for electrical characteristics, accuracy, high temperature, low temperature, withstand voltage, leakage, durability, and various working conditions.

#### (2) HEUI Pump Installation

When assembling the HEUI pump, Shumatt strictly assembles in accordance with the standard pump technical indicators to ensure that each HEUI pump complies with factory standards and usage standards.

#### (3) HEUI Pump Inspection

The factory inspection of the HEUI pump is undergone full inspection, random inspection, and batch inspection three inspections. Different brands of test benches are used to test the same HEUI pump for a total of no less than three times for factory inspection, and HEUI pump installation and test environment are progressed in dust-free workshop.

### 1.7. 289-7496 HEUI Pump Testing Standards And Certificates

Shumatt can provide factory quality inspection and test reports for each HEUI pump to ensure that each HEUI pump delivered meets the engine performance indicators.

| BOTEN   |       | 测试报告         |       | 4.05.2019 10:42:09 |   |
|---|-------|--------------|-------|--------------------|---|
| <div style="display: flex; justify-content: space-between;"> <span>承办单位: _____</span> </div>                        |       |              |       |                    |   |
| <div style="display: flex; justify-content: space-between;"> <span>电话: _____</span> <span>地址: _____</span> </div>   |       |              |       |                    |   |
| <div style="display: flex; justify-content: space-between;"> <span>传真: _____</span> <span>检测人: _____</span> </div>  |       |              |       |                    |   |
| <div style="display: flex; justify-content: space-between;"> <span>客户地址: _____</span> </div>                        |       |              |       |                    |   |
| <div style="display: flex; justify-content: space-between;"> <span>电话: _____</span> <span>送检单位: _____</span> </div> |       |              |       |                    |   |
| <div style="display: flex; justify-content: space-between;"> <span>传真: _____</span> <span>客户姓名: _____</span> </div> |       |              |       |                    |   |
| <div style="display: flex; justify-content: space-between;"> <span>检测描述: _____</span> </div>                        |       |              |       |                    |   |
| <div style="display: flex; justify-content: space-between;"> <span>检测名称: <u>轴承钢</u></span> </div>                   |       |              |       |                    |   |
| <div style="display: flex; justify-content: space-between;"> <span>型号-零件号: _____</span> </div>                      |       |              |       |                    |   |
| <div style="display: flex; justify-content: space-between;"> <span>检测标准: _____</span> </div>                        |       |              |       |                    |   |
| <h3>检测结果</h3>   |       |              |       |                    |   |
| 送检样品号: C06002-0511  |       |              |       |                    |   |
|   | 检测标准值 | 检测结果         | 同标准限值 | 检测合格               |   |
| LOAN TEST:  | 38    | 40           | 45    | 30.0 ± 1.0         | ✓ |
| Back:   | 38    | 40           | 35.0  | 45.0 ± 2.0         | ✓ |
| WARM:   | 38    | 147.0 ± 10.0 | C0    | -----              | ✗ |
| Max:  | 29.0  | 29.0 ± 14.4  | C0    | -----              | ✓ |
| TL:   | 28.4  | 24.0 ± 8.0   | C0    | -----              | ✓ |
| EL:   | 14.1  | 10.0 ± 4.8   | C0    | -----              | ✓ |
| VE:   | 4.0   | 4.0 ± 1.6    | C0    | -----              | ✓ |

☐ ch1
 ☐ ch2
 ☐ ch3
 ☐ ch4
 ☐ ch5
 ☐ ch6
 ☐ ch7
 ☐ ch8

检测标准号: \_\_\_\_\_

☐ 检测前
 ☐ 检测后

### 1.8. 289-7496 HEUI Pump Warranty Instructions

## (1) HEUI Pump Warranty Conditions And Instructions

To provide feedback to the sales team, please submit photos, videos, or test reports from HEUI pump inspection equipment as evidence.

Common signs of HEUI pump issues include: 1.Black smoke, 2. Engine shake, 3. Difficulty starting the engine, 4. Engine noise, 5. Oil leakage etc.

These issues can also result from improper HEUI pump installation. However, if testing by Shumatt confirms the issues are due to product defects, they are covered under warranty.

## (2) HEUI Pump Warranty Coverage

After customers receive the 289-7496 HEUI pump within 15 days, if there is a performance failure and the product has no appearance damage, customer can choose to replace it or repair it;

If the [289-7496](tel:289-7496) HEUI pump has performance problems during the warranty period (6-12 months), and it is confirmed to be product's problems after being tested, you can contact our salesmen to replace the same model or a reworked product with the same performance for free;

If the HEUI pump has obvious scratches, it can only be repaired and it will be returned as it is if the product is confirmed to be fault-free.

**! Tips:** For products not within warranty period, our company can provide paid maintenance services.

For products after paid repaired, the same performance problem will have a free warranty period within 3 months from the date of repairing.

### (3) HEUI Pump Out of Warranty Coverage

- ① The warranty period has expired.
- ② HEUI pump failure caused by high temperature, high pressure, humidity, rain and snow, saline-alkali land, earthquake, and used in abnormal environment.
- ③ Customer disassembles or repairs the HEUI pump personally resulting in damage to the HEUI pump.
- ④ HEUI pump damage caused by man-made reasons (throwing, strong magnetic field magnetization, set fire).
- ⑤ HEUI pump failure or HEUI pump damage caused by non-HEUI pump design, technology, manufacturing, quality and other issues.
- ⑥ HEUI pump failure due to system pressure exceeding system approved pressure.
- ⑦ HEUI pump failure caused by system voltage exceeding approved voltage.
- ⑧ HEUI pump failure caused by impurities (water, lead, aluminum powder, iron powder, sulfide) in the system fuel exceeding the standard requirements.
- ⑨ HEUI pump failure caused by not installing according to the tightening torque specified in the vehicle engine maintenance manual (the tightening torque is too large or too small).
- ⑩ HEUI pump failure caused by not following the installation angle specified in the vehicle engine maintenance manual.
- 11 HEUI pump failure caused by not following the cleaning requirements specified in the vehicle engine maintenance manual.
- 12 HEUI pump failure caused by failure to replace consumable parts as specified in the vehicle engine maintenance manual.
- 13 HEUI pump failure caused by not complying with the intake system fit clearance and exhaust system fit clearance requirements specified in the vehicle engine maintenance manual.
- 14 Failure to replace the consumable parts and the fitting clearance of the oil inlet system pipeline and the HEUI pump connection in accordance with the fuel intake system specified in the vehicle engine maintenance manual.

### 1.9. 289-7496 HEUI Pump Manufacturer

**HEUI Pump's Manufacturer:** Shenzhen Shumatt Technology Co., Ltd

### 2.289-7496 HEUI Pump Technical Support

#### 2.1. 289-7496 HEUI pump Utilized Position

Example: The HEUI pump code is as follows

| NO. | Name                    |
|-----|-------------------------|
| A   | Nameplate, logo, coding |



## 2.2 289-7496 HEUI Pump Installation Precautions

### (1) 289-7496 HEUI Pump Installation Precautions:

① The replacement of the HEUI pump must strictly follow the electrical system, the approved pressure of the low-pressure fuel intake system, the approved pressure of the high-pressure fuel circuit system, and fuel system replacement consumables requirements (including the low-pressure fuel circuit system filter and the high-pressure fuel circuit) specified in the vehicle engine maintenance manual.

② When install the HEUI pump, strictly follow the manual of replacement of wearing parts of the fuel system, cleaning requirements for the connection between the fuel system and the HEUI pump, the fitting clearance of the HEUI pump connection, the installation angle and tightening torque of the HEUI pump, the fitting clearance of the intake system, and the fitting clearance of the exhaust system, so that to ensure the service life of the engine and the normal operation of the HEUI pump.

③ When installing the HEUI pump on the engine, it is necessary to clean the engine block, cylinder head and other parts connected to the HEUI pump, and ensure that there is no dust, carbon deposits, water, rust spots, etc.

④ If don't replace new washer shim, it can lead to: deformation of HEUI pump, oil leakage and air leakage, which will cause serious damage to the HEUI pump and HEUI pump to break and cause damage to the engine.

⑤ When installing the HEUI pump on the engine, please carefully check the components related to the installation of the HEUI pump are not deformed, such as the HEUI pump pressure plate, screw, HEUI pump rod and other accessories, and install it in strict accordance with the operation steps of the engine maintenance manual.

⑥ It is forbidden to operate the bare HEUI pump for a long time in an environment with serious dust pollution and corrosion to iron products.

⑦ It is forbidden to operate the bare HEUI pump for a long time in a strong magnetic field environment.

## 2.3. Reasons For 289-7496 HEUI Pump Not Working Normally

1) There is air in the oil circuit of the engine fuel system.



- 2) Vehicle oil pump oil supply system is not normal.
- 3) Engine common rail system oil leakage or pressure limiting valve is damaged.
- 4) There is a short circuit, cutting out and poor contact in the wiring harness connected to the HEUI pump of the vehicle.
- 5) The long-term placement of the HEUI pump causes the anti-rust oil to solidify, and the internal components are stuck or the oil holes are blocked.

**⚠ Before installing, carefully check whether other components in the common rail system except the HEUI pump are damaged so as to prevent the HEUI pump from not working properly after being replaced.**

#### 2.4. Causes of 289-7496 HEUI Pump Being Damaged

- 1) Failure to operate correctly according to the engine maintenance manual during disassembly and assembly resulted in damage to the HEUI pump.
- 2) The fuel used for the vehicle does not meet the standard, causing damage to the HEUI pump, such as: the water content in the fuel oil exceeds the standard, iron powder, aluminum powder, sulfide impurities exceed the standard, etc.
- 3) The engine is not regularly maintained according to the engine maintenance manual (please refer to the vehicle maintenance manual for the maintenance mileage). For example, failure to replace the lubricating oil of the engine system for a long time will cause abnormal wear of the engine, excessive exhaust gas volume or a large amount of carbon deposits inside the engine. The filter is not replaced during maintenance or the replaced filter cannot reach the original filter standard. All above reasons can cause damage to the HEUI pump.
- 4) The abrasion of the oil pump produces iron powder and aluminum powder enter the HEUI pump and cause damage to the HEUI pump.
- 5) The deformation and abrasion of fuel tank result in iron powder or aluminum powder entering the HEUI pump and causing damage to the HEUI pump.
- 6) The HEUI pump is damaged due to replacement or adjustment of the relevant parts of the HEUI pump. For example, the valve clearance does not meet the standard after the engine is repaired, the replacement or modification of the wiring harness connected to the HEUI pump fails to meet the original standard.
- 7) The engine is overheated and overloaded for a long time working results in damage to the HEUI pump.
- 8) The HEUI pump will be damaged naturally at the end of its working life.
- 9) The HEUI pump is magnetized (HEUI pump parts' magnetic exceeded) causing the HEUI pump to not work properly.

**⚠ Before replacing the HEUI pump, please check the engine parts carefully according to the engine maintenance manual to avoid the HEUI pump being damaged again after replacement.**

#### 2.5.289-7496 HEUI Pump Storage Standard

##### (1) Choose a suitable storage place

The warehouse and cargo yard where HEUI pump is stored should be kept clean and dry, and away from the factory buildings that generate harmful gases and dust; do not mix with acid, alkali, salt and other substances; the storage place should have a good drainage system; the cargo yard should be flattened with gravel or furnace ash etc. to enhance the water permeability of the surface layer to keep the reservoir area

dry.

### (2) Strict requirements of warehousing

Strict inspections should be carried out when HEUI pumps are put into storage, the surface cleaning work should be done well to remove water traces, oil stains, ash and other dirt, remove the rust and do anti-rust treatment in time. The packed HEUI pumps must be protected from being damaged.

### (3) Keep the warehouse dry and preventing moisture

The relative humidity is usually below 70% for HEUI pumps placed in the room, and the corrosion of HEUI pumps is significantly reduced.

HEUI pumps must be stored in the warehouse, and they are forbidden to store in the same warehouse with commodities with high water content.

### (4) Stack Properly

After the HEUI pump is exposed in rain, the corrosion rate will increase significantly. The purpose of sealing is to isolate the HEUI pump from rainwater and humid air, so the warehouse window should be checked in time to avoid rainwater entering the warehouse

If the HEUI pump package is damaged, it should be repaired or replaced; when the package is damp, the packaging material should be dried; if the original anti-corrosion and oil applied at the factory is found to be damaged or dried up, it should be cleaned and re-applied oil in time.



It is forbidden to leave the HEUI pump exposed in the air for a long time.



It is forbidden to store acid, alkali, salt and other substances together with the HEUI pump.

The unpacked HEUI pump must be rust-proof during secondary storage.

## 2.6. 289-7496 HEUI Pump Technical Support Obtaining Methods

(1) HEUI pump technical file, visit <http://shumatt.com> to get the technical file.

(2) HEUI pump technical videos

**Facebook:** Visit <https://www.facebook.com/hison.li> to get the technical videos, constantly follow can get more information.

**YouTube:** Visit [https://www.youtube.com/channel/UCByvYBx7VjV\\_mAfxh\\_Hu-aw](https://www.youtube.com/channel/UCByvYBx7VjV_mAfxh_Hu-aw) to get the technical videos, constantly follow can get more information.

**Shumatt:** Visit <http://shumatt.com> to get the technical videos.

(3) HEUI pump information query software

TruckBook Parts EPC APP, Android/Apple App Store download and install, visit <http://shumatt.com> to get the download and installation tutorial

(4) Search the HEUI pump test data through TruckBook Parts EPC APP.

## 3.289-7496 HEUI Pump Purchase And Delivery

### 3.1. 289-7496 HEUI Pump Purchase Payment Terms

**Payment Terms:** T/T, PayPal, Alipay, WeChat



Please contact our salesmen for specific payment information.

### 3.2. 289-7496 HEUI Pump Main Sales Markets

**HEUI Pump Main Sales Markets:** Asia, Europe, North America, South America, Africa etc.

### 3.3. 289-7496 HEUI Pump Declaration Requirements

Shumatt can assist customers to provide the following documents for import customs clearance: contract, invoice, packing list, bill of lading, insurance policy, certificate of origin, etc.

### 3.4. 289-7496 HEUI Pump Shipping Ways

**Destination in China areas:** SF Express, Debon Express, the corresponding logistics company can be provided according to customer requirements in special cases.

**Destinations out of China's areas:** DHL, UPS, FedEx, TNT air, ocean or other shipping methods required by customers.

### 3.5. 289-7496 HEUI Pump Lead time

**Lead time:** Send out within 3 – 7 working days after receiving payment (Except for special products and special cases).

### 3.6. 289-7496 HEUI Pump Logistics Time for Destination Out of China's Areas

**DHL Logistics Time :**



| Country or Region of Departure | Hong Kong, China | Other Countries or Regions of Asia | Australia and New Zealand | Europe | America   | Other Countries |
|--------------------------------|------------------|------------------------------------|---------------------------|--------|-----------|-----------------|
| China's Mainland               | 7 Days           | 7 Days                             | 8 Days                    | 8 Days | 8-12 Days | 7-10 Days       |

**UPS Logistics Time:** Country or Region of Departure: China's Mainland

| Country of Destination | Estimated Arrival Time | Country of Destination | Estimated Arrival Time | Country of Destination | Estimated Arrival Time |
|------------------------|------------------------|------------------------|------------------------|------------------------|------------------------|
| Japan                  | 3 Days                 | UK                     | 5-7 Days               | Egypt                  | 5-7 Days               |
| Turkey                 | 5-7 Days               | Singapore              | 3 Days                 | Switzerland            | 5-7 Days               |
| Bahrain                | 5-7 Days               | Latvia                 | 7-10 Days              | New Zealand            | 7-10 Days              |
| Sri Lanka              | 5-7 Days               | Thailand               | 3 Days                 | Austria                | 5-7 Days               |
| Romania                | 5-7 Days               | Vietnam                | 3-5 Days               | Estonia                | 5-7 Days               |
| Malaysia               | 3-5 Days               | Israel                 | 5-7 Days               | Mexico                 | 7-10 Days              |
| France                 | 5-7 Days               | America                | 5-7 Days               | United Arab Emirates   | 5-7 Days               |
| Italy                  | 5-7 Days               | Netherlands            | 5-7 Days               | Bengal                 | 7-10 Days              |
| Lebanon                | 5-7 Days               | Philippine             | 3-5 Days               | Greece                 | 7-10 Days              |
| South Korea            | 3 Days                 | Spain                  | 5-7 Days               | Myanmar                | 5-7 Days               |
| Canada                 | 5-7 Days               | Germany                | 5-7 Days               | Saudi Arabia           | 7-10 Days              |
| Portugal               | 5-7 Days               | Australia              | 5-7 Days               | South Africa           | 7-10 Days              |
| Denmark                | 5-7 Days               | Belgium                | 5-7 Days               | Ukraine                | 7-10 Days              |
| India                  | 7-10 Days              | Qatar                  | 7-10 Days              | Poland                 | 5-7 Days               |
| Indonesia              | 3-5 Days               | Morocco                | 7-10 Days              | Pakistan               | 7-10 Days              |
| Kuwait                 | 7-10 Days              | /                      | /                      | /                      | /                      |

⚠ The logistics time is for reference only, subjects are according to the actual arrival.

### 3.7. 289-7496 HEUI Pump Packing

| Pic No.     | 1   | 2   | 3  |
|-------------|---|---|--|
| Image       |  |                     |                               |
| Description | <b>Domestic express packaging:</b><br>Wrapped with Transparent tape               | <b>International express packaging:</b> Wrapped with yellow tape after wrapping black protective film | <b>Pallet Shipping:</b> Use pallet that meet export requirements, and use white wrapping protective film to wrap |

⚠ The packing tray is made of plastic and can be recycled.

⚠ Transparent tape, yellow tape, black wrapping protective film, white wrapping protective film are non-degradable materials, please dispose of them properly.

⚠ Minors are prohibited from using transparent tape, yellow tape, black wrapping protective film, and white wrapping protective film to avoid personal injury.

### 4. Company Information





-  Office Address
-  Global Exhibition

#### 4.1. Company Introduction


**Chinese Name:** 深圳市舒马特科技有限公司


**English Name:** Shenzhen Shumatt Technology Co., Ltd.


 **Mob Phone/WeChat:** +86-13410541523


 **HK Telephone:** +852-67653519

 **Telephone:** +86-755-23215133

 **Shenzhen Office:** 11-12, Floor 14, Building 13, Qinchengda Building, Exit A, Honglang North Subway Station, Bao'an District, Shenzhen, China Mainland

 **Shenzhen Office:** Exit C, Qiao Touxu Metro Station, No. 66 Chongqing Road, Fuhai Avenue, Bao'an District, Shenzhen, China Mainland

 **Hong Kong Office:** Jianfa Street Industrial Zone, Tuen Mun, New Territories, Hong Kong, China

 **After-Sales Service Address:** Please contact our salesmen to obtain and provide the corresponding product maintenance reasons (Reference: [1.8. 289-7496 HEUI Pump Warranty Instructions](#) )

#### 4.2. Sales-men's Contact Information

| Name | WeChat/Whatsapp |
|------|-----------------|
| Ruby | +86-13410541523 |

#### 5. Copyright Statement

All content within the “289-7496 HEUI Pump Technical File,” including but not limited to parameters,

data, text, charts, images, sound, and videos, is copyrighted by [www.heuipump.com](http://www.heuipump.com). No modifications to the contents are allowed without prior written consent from [www.heuipump.com](http://www.heuipump.com).

Additionally, any sharing, reposting, or display of this file must include proper citation acknowledging [www.heuipump.com](http://www.heuipump.com). Failure to adhere to these conditions constitutes a violation of the Copyright Law of the People's Republic of China, along with other applicable laws and international agreements.